

2A

Set up

Quick start guide SAM 350P AED

1. Watch the video


**Set up
Your AED**





heartsine.com/videos

2. Unpack


HeartSine SAM 350P AED
in carry case
with hangtag



Pad-Pak with
Set-up Insert
(Battery and
electrode
cartridge)


User Handbook



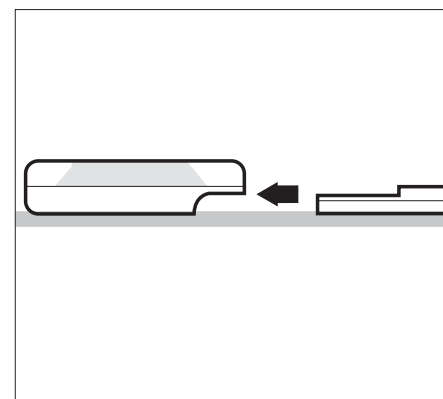
Quick Start
Guides

2A Set up Quick start guide SAM 350P AED	2B Use Quick start guide SAM 350P AED	2C Maintain Quick start guide SAM 350P AED
--	---	--

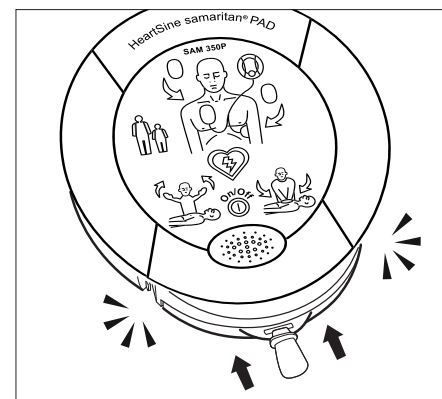
Important notice plus
Warranty Registration Card



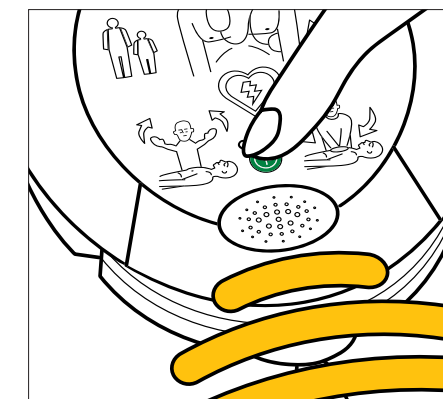
3. Remove from carry case and place AED and Pad-Pak flat on a table




4. Insert Pad-Pak ⚠ DO NOT pull green tab during set-up



5. Press On/Off, confirm you hear English and press On/Off again



6. Check that status indicator is flashing green



7. Write AED information on inside front cover of User Handbook

About
your
AED

1 Turn on

2 Bare patient's chest

4 Open electrode pouch

5 Place on BA chest

PA3-PAK-D1
A1234
2025-02-01

Put information about your AED here:

Model HeartSine SAM 350P

Serial number 20E91030003F20

Pad-Pak expiration date 12/01/2026

Date of purchase 11/15/2022

Purchased from ABC Retailer

Registration date 11/16/2022

Serial number (SN)

Pad-Pak expiration date (YYYY-MM-DD)

9. Watch training videos
Read guides 2B, 2C and User Handbook

2B Use Quick start guide SAM 350P AED

2C Maintain Quick start guide SAM 350P AED

HeartSine samaritan PAD 350P User handbook

Set up your AED Quick start guide

8. Register your AED online or by mail

heartsine.com/register

Important safety information
HeartSine samaritan[®] defibrillator
Warranty registration card

BUSINESS REPLY MAIL

10. Place AED, instructions, scissors and razor in carry case

11. Store your AED with Pad-Pak inserted - your AED is ready for use!

HeartSine samaritan PAD 350P

2A Set up Quick start guide SAM 350P AED

2B Use Quick start guide SAM 350P AED

2C Maintain Quick start guide SAM 350P AED

Scissors and razor (Not included in AED package)

HeartSine samaritan PAD 350P

Set up your AED Quick start guide



heartsine.com

For detailed instructions, please read the User Handbook included with your AED.

For further information contact us at heartsinesupport@stryker.com or visit our website at heartsine.com

Stryker or its affiliated entities own, use, or have applied for the following trademarks or service marks: HeartSine, Pad-Pak, Pediatric-Pak, samaritan, Stryker. All other trademarks are trademarks of their respective owners or holders.

The absence of a product, feature, or service name, or logo from this list does not constitute a waiver of Stryker's trademark or other intellectual property rights concerning that name or logo.

Please report any serious incident that occurs with this device to HeartSine Technologies, Ltd. and to the U.S. Food and Drug Administration as per local regulations.

CE 0123 Pad-Pak; Pediatric-Pak

HeartSine samaritan PAD: UL Classified. See complete marking on product.

Date of Issue: 02/2022
Made in U.K.
M0000004324-AB EN-US
© 2022 HeartSine Technologies. All rights reserved.

HeartSine Technologies Ltd.
207 Airport Road West
Belfast
Northern Ireland
BT3 9ED
United Kingdom
Tel +44 28 9093 9400
Fax +44 28 9093 9401
heartsinesupport@stryker.com
heartsine.com

Distributed in U.S. by:

Stryker Emergency Care
11811 Willows Road NE
Redmond, WA, 98052 U.S.A.
Toll free 800 442 1142
strykeremergencycare.com